

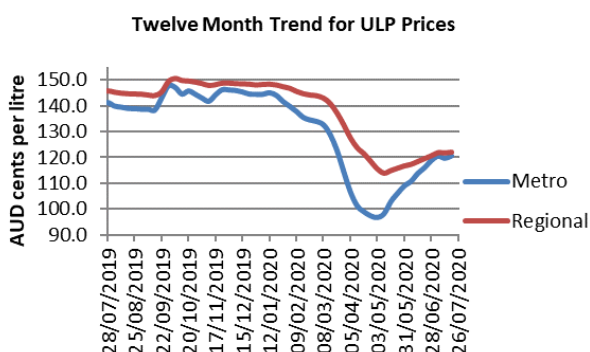
Fuel Prices Report

for the week from 20 July 2020 to 26 July 2020

ULP Prices

Weekly ULP Price Movements		
Metro Average	120.1 cpl	- 0.5
Metro TGP Average	102.9 cpl	- 1.0
Regional Average*	122.1 cpl	0.0
Regional-Metro Difference	2.0 cpl	+ 0.5

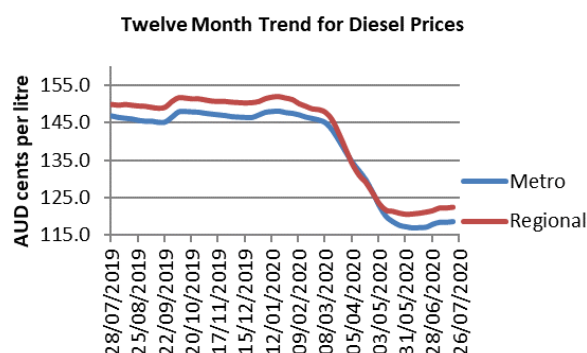
The graph on the right shows the weekly ULP average price for Perth metropolitan in comparison to the weekly ULP average price for regional WA for the last twelve months.



Diesel Prices

Weekly Diesel Price Movements		
Metro Average	118.4 cpl	- 0.1
Metro TGP Average	106.6 cpl	- 0.2
Regional Average*	122.4 cpl	+ 0.1
Regional-Metro Difference	4.0 cpl	+ 0.2

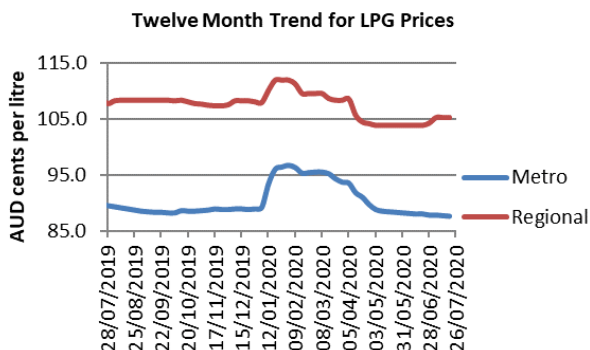
The graph on the right shows the weekly Diesel average price for Perth metropolitan in comparison to the weekly Diesel average price for regional WA for the last twelve months.



LPG Prices

Weekly LPG Price Movements		
Metro Average	87.6 cpl	- 0.1
International Price^	27.1 cpl	
Regional Average*	105.3 cpl	0.0
Regional-Metro Difference	17.7 cpl	+ 0.1

The graph on the right shows the weekly LPG average price for Perth metropolitan in comparison to the weekly LPG average price for regional WA for the last twelve months.



Key Points:

- Metro ULP average decreased and regional ULP average held steady.
- Metro diesel average decreased and regional ULP average increased.
- Metro LPG average decreased and regional LPG average held steady.

* Regional average is the average of major regional centres: Albany, Bunbury, Busselton, Geraldton/Greenough, Kalgoorlie/Boulder, Mandurah and Port/South Hedland

^ The international LPG price changes monthly only. July price quoted.