

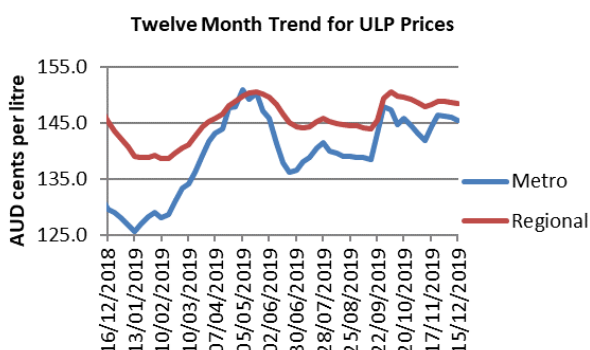
Fuel Prices Report

for the week from 09 December 2019 to 15 December 2019

ULP Prices

Weekly ULP Price Movements		
Metro Average	145.5 cpl	- 0.6
Metro TGP Average	133.9 cpl	- 0.7
Regional Average*	148.5 cpl	- 0.1
Regional-Metro Difference	3.0 cpl	+ 0.5

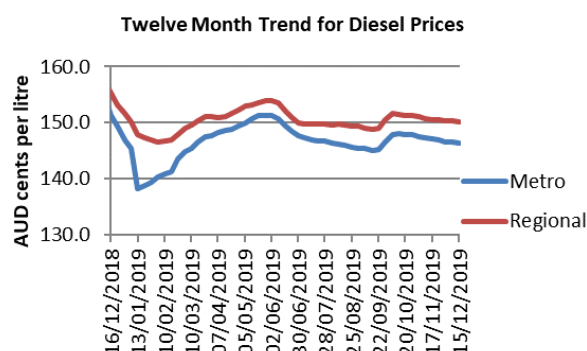
The graph on the right shows the weekly ULP average price for Perth metropolitan in comparison to the weekly ULP average price for regional WA for the last twelve months.



Diesel Prices

Weekly Diesel Price Movements		
Metro Average	146.4 cpl	- 0.1
Metro TGP Average	135.9 cpl	+ 0.1
Regional Average*	150.2 cpl	- 0.1
Regional-Metro Difference	3.8 cpl	0.0

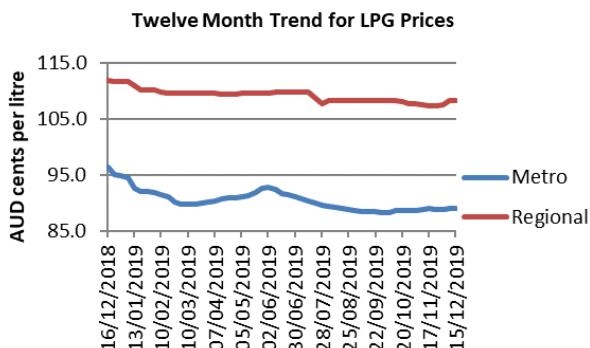
The graph on the right shows the weekly Diesel average price for Perth metropolitan in comparison to the weekly Diesel average price for regional WA for the last twelve months.



LPG Prices

Weekly LPG Price Movements		
Metro Average	89.0 cpl	0.0
International Price^	34.3 cpl	
Regional Average*	108.3 cpl	0.0
Regional-Metro Difference	19.3 cpl	0.0

The graph on the right shows the weekly LPG average price for Perth metropolitan in comparison to the weekly LPG average price for regional WA for the last twelve months.



Key Points:

- Metro and regional ULP and diesel averages decreased.
- Metro and regional LPG averages held steady.

* Regional average is the average of major regional centres: Albany, Bunbury, Busselton, Geraldton/Greenough, Kalgoorlie/Boulder, Mandurah and Port/South Hedland

^ The international LPG price changes monthly only. December price quoted.