

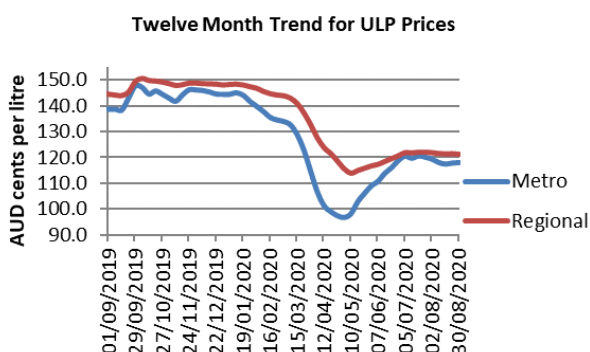
## Fuel Prices Report

for the week from 24 August 2020 to 30 August 2020

### ULP Prices

Weekly ULP Price Movements		
Metro Average	118.0 cpl	+ 0.2
Metro TGP Average	104.2 cpl	+ 0.4
Regional Average*	121.3 cpl	- 0.2
Regional-Metro Difference	3.3 cpl	- 0.4

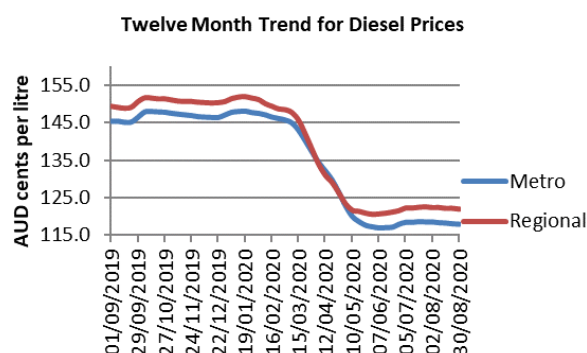
The graph on the right shows the weekly ULP average price for Perth metropolitan in comparison to the weekly ULP average price for regional WA for the last twelve months.



### Diesel Prices

Weekly Diesel Price Movements		
Metro Average	117.8 cpl	- 0.1
Metro TGP Average	104.6 cpl	- 0.3
Regional Average*	121.8 cpl	- 0.2
Regional-Metro Difference	4.0 cpl	- 0.1

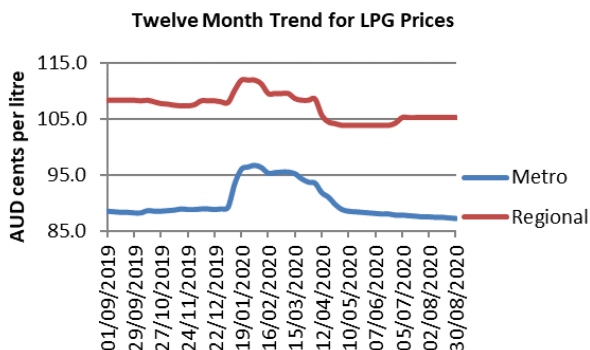
The graph on the right shows the weekly Diesel average price for Perth metropolitan in comparison to the weekly Diesel average price for regional WA for the last twelve months.



### LPG Prices

Weekly LPG Price Movements		
Metro Average	87.3 cpl	- 0.1
International Price^	26.5 cpl	- 0.5
Regional Average*	105.3 cpl	0.0
Regional-Metro Difference	18.0 cpl	+ 0.1

The graph on the right shows the weekly LPG average price for Perth metropolitan in comparison to the weekly LPG average price for regional WA for the last twelve months.



### Key Points:

- Metro ULP average increased and regional ULP average decreased.
- Metro and regional diesel averages decreased.
- Metro LPG average decreased and regional LPG average held steady.
- The international benchmark price for LPG, in AUD, decreased by 1.9 per cent for the month of September.

\* Regional average is the average of major regional centres: Albany, Bunbury, Busselton, Geraldton/Greenough, Kalgoorlie/Boulder, Mandurah and Port/South Hedland

^ The international LPG price changes monthly only. September price quoted.