

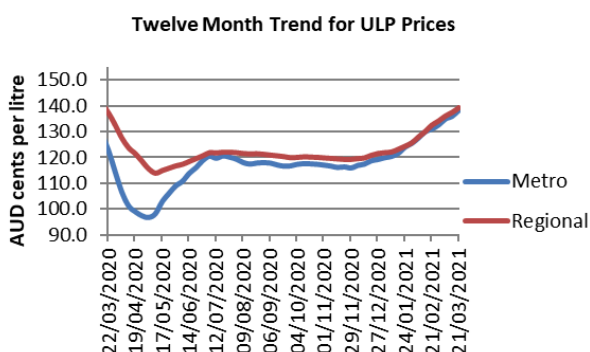
## Fuel Prices Report

for the week from 15 March 2021 to 21 March 2021

### ULP Prices

Weekly ULP Price Movements		
Metro Average	138.4 cpl	+ 2.3
Metro TGP Average	126.7 cpl	+ 2.6
Regional Average*	139.3 cpl	+ 1.8
Regional-Metro Difference	0.9 cpl	- 0.5

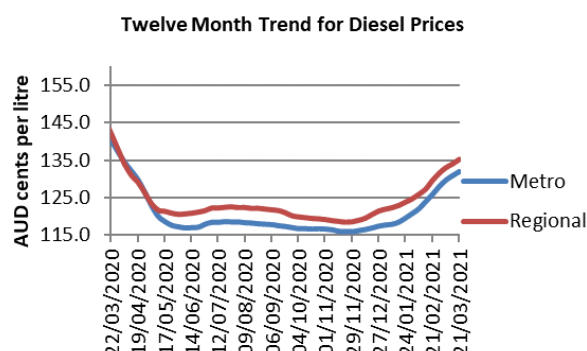
The graph on the right shows the weekly ULP average price for Perth metropolitan in comparison to the weekly ULP average price for regional WA for the last twelve months.



### Diesel Prices

Weekly Diesel Price Movements		
Metro Average	131.9 cpl	+ 1.1
Metro TGP Average	123.0 cpl	+ 1.2
Regional Average*	135.1 cpl	+ 1.2
Regional-Metro Difference	3.2 cpl	+ 0.1

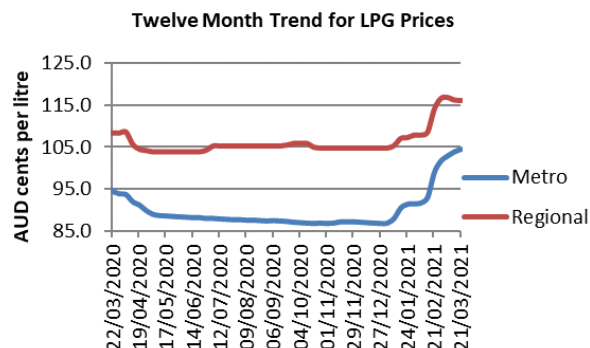
The graph on the right shows the weekly Diesel average price for Perth metropolitan in comparison to the weekly Diesel average price for regional WA for the last twelve months.



### LPG Prices

Weekly LPG Price Movements		
Metro Average	104.4 cpl	+ 0.6
International Price <sup>^</sup>	42.0 cpl	
Regional Average*	116.2 cpl	- 0.1
Regional-Metro Difference	11.8 cpl	- 0.7

The graph on the right shows the weekly LPG average price for Perth metropolitan in comparison to the weekly LPG average price for regional WA for the last twelve months.



### Key Points:

- Metro and regional ULP and diesel averages increased.
- Metro LPG average increased and regional LPG average decreased.

\* Regional average is the average of major regional centres: Albany, Bunbury, Busselton, Geraldton/Greenough, Kalgoorlie/Boulder, Mandurah and Port/South Hedland

<sup>^</sup> The international LPG price changes monthly only. March price quoted.