

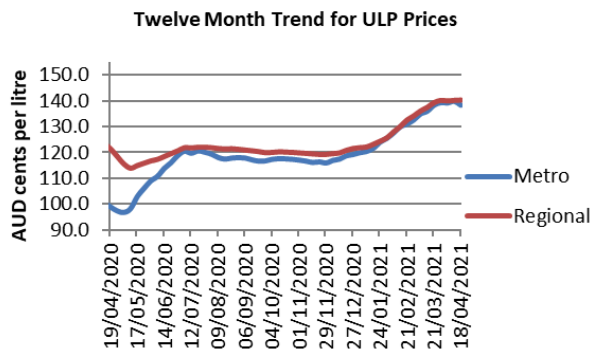
Fuel Prices Report

for the week from 12 April 2021 to 18 April 2021

ULP Prices

| Weekly ULP Price Movements | | |
|----------------------------|-----------|-------|
| Metro Average | 138.4 cpl | - 0.9 |
| Metro TGP Average | 124.7 cpl | - 0.6 |
| Regional Average* | 140.3 cpl | + 0.1 |
| Regional-Metro Difference | 1.9 cpl | + 1.0 |

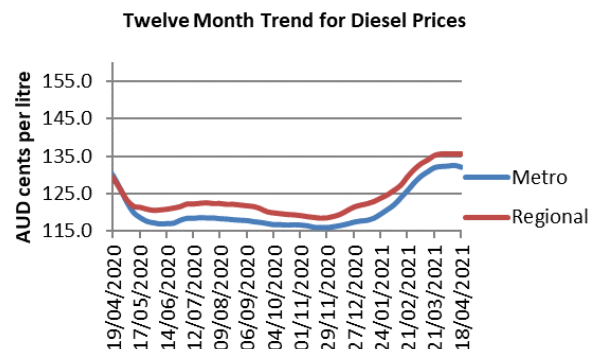
The graph on the right shows the weekly ULP average price for Perth metropolitan in comparison to the weekly ULP average price for regional WA for the last twelve months.



Diesel Prices

| Weekly Diesel Price Movements | | |
|-------------------------------|-----------|-------|
| Metro Average | 132.0 cpl | - 0.5 |
| Metro TGP Average | 119.6 cpl | + 0.2 |
| Regional Average* | 135.5 cpl | 0.0 |
| Regional-Metro Difference | 3.5 cpl | + 0.5 |

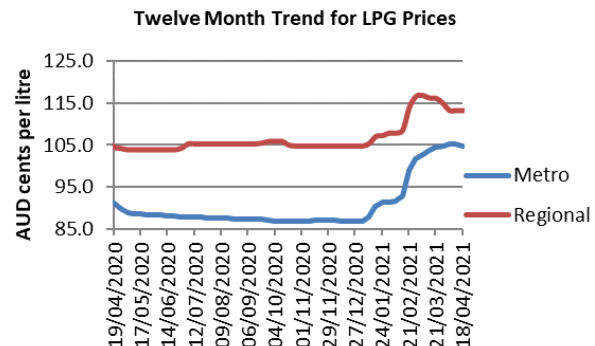
The graph on the right shows the weekly Diesel average price for Perth metropolitan in comparison to the weekly Diesel average price for regional WA for the last twelve months.



LPG Prices

| Weekly LPG Price Movements | | |
|----------------------------|-----------|-------|
| Metro Average | 104.8 cpl | - 0.5 |
| International Price^ | 37.7 cpl | |
| Regional Average* | 113.3 cpl | 0.0 |
| Regional-Metro Difference | 8.5 cpl | + 0.5 |

The graph on the right shows the weekly LPG average price for Perth metropolitan in comparison to the weekly LPG average price for regional WA for the last twelve months.



Key Points:

- Metro ULP average decreased and regional ULP average increased.
- Metro diesel average decreased and regional diesel average held steady.
- Metro LPG average decreased and regional LPG average held steady.

* Regional average is the average of major regional centres: Albany, Bunbury, Busselton, Geraldton/Greenough, Kalgoorlie/Boulder, Mandurah and Port/South Hedland

^ The international LPG price changes monthly only. April price quoted.