

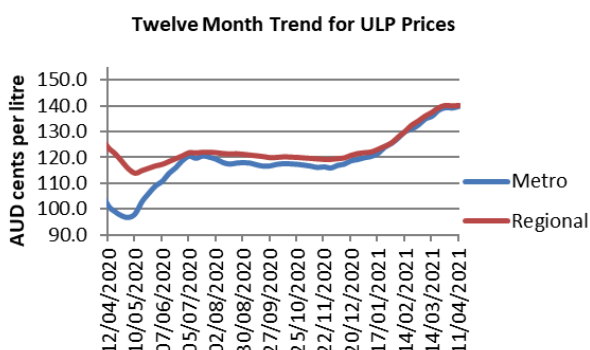
Fuel Prices Report

for the week from 05 April 2021 to 11 April 2021

ULP Prices

Weekly ULP Price Movements		
Metro Average	139.3 cpl	0.0
Metro TGP Average	125.3 cpl	+ 1.0
Regional Average*	140.2 cpl	+ 0.2
Regional-Metro Difference	0.9 cpl	+ 0.2

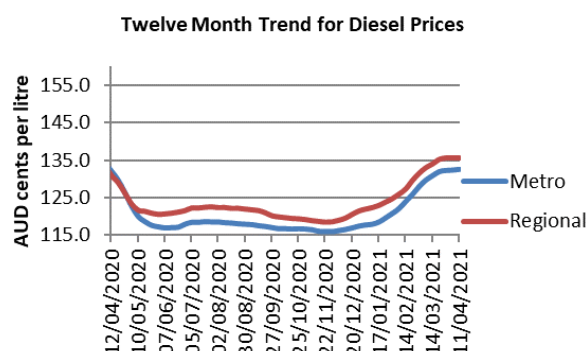
The graph on the right shows the weekly ULP average price for Perth metropolitan in comparison to the weekly ULP average price for regional WA for the last twelve months.



Diesel Prices

Weekly Diesel Price Movements		
Metro Average	132.5 cpl	+ 0.2
Metro TGP Average	119.4 cpl	+ 0.1
Regional Average*	135.5 cpl	0.0
Regional-Metro Difference	3.0 cpl	- 0.2

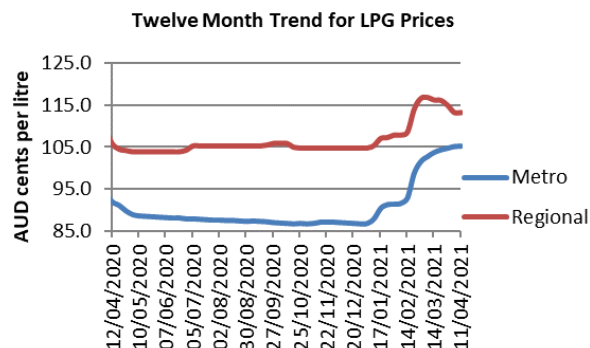
The graph on the right shows the weekly Diesel average price for Perth metropolitan in comparison to the weekly Diesel average price for regional WA for the last twelve months.



LPG Prices

Weekly LPG Price Movements		
Metro Average	105.3 cpl	+ 0.1
International Price [^]	37.7 cpl	
Regional Average*	113.3 cpl	0.0
Regional-Metro Difference	8.0 cpl	- 0.1

The graph on the right shows the weekly LPG average price for Perth metropolitan in comparison to the weekly LPG average price for regional WA for the last twelve months.



Key Points:

- Metro ULP average held steady and regional ULP average increased.
- Metro diesel average increased and regional diesel average held steady.
- Metro LPG average increased and regional LPG average held steady.

* Regional average is the average of major regional centres: Albany, Bunbury, Busselton, Geraldton/Greenough, Kalgoorlie/Boulder, Mandurah and Port/South Hedland

[^] The international LPG price changes monthly only. April price quoted.