

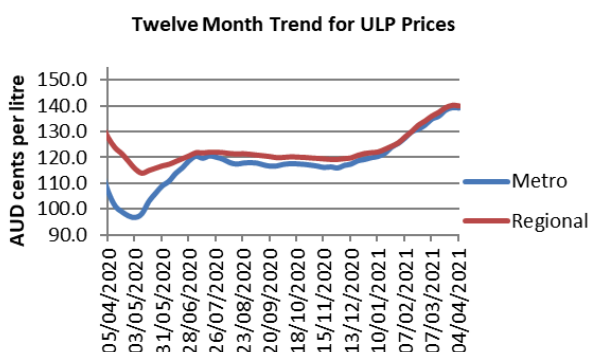
## Fuel Prices Report

for the week from 29 March 2021 to 04 April 2021

### ULP Prices

Weekly ULP Price Movements		
Metro Average	139.3 cpl	- 0.1
Metro TGP Average	124.3 cpl	- 0.7
Regional Average*	140.0 cpl	- 0.2
Regional-Metro Difference	0.7 cpl	- 0.1

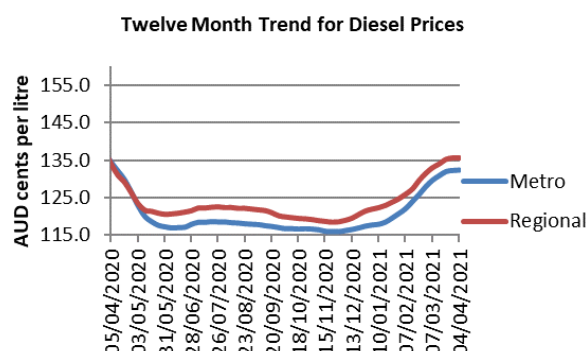
The graph on the right shows the weekly ULP average price for Perth metropolitan in comparison to the weekly ULP average price for regional WA for the last twelve months.



### Diesel Prices

Weekly Diesel Price Movements		
Metro Average	132.3 cpl	+ 0.1
Metro TGP Average	119.2 cpl	- 1.4
Regional Average*	135.5 cpl	0.0
Regional-Metro Difference	3.2 cpl	- 0.1

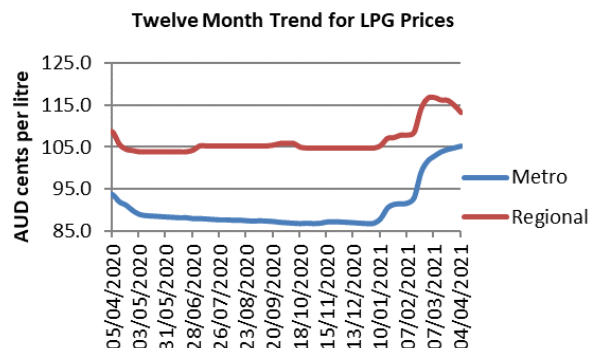
The graph on the right shows the weekly Diesel average price for Perth metropolitan in comparison to the weekly Diesel average price for regional WA for the last twelve months.



### LPG Prices

Weekly LPG Price Movements		
Metro Average	105.2 cpl	+ 0.4
International Price <sup>^</sup>	37.7 cpl	- 4.3
Regional Average*	113.3 cpl	- 1.7
Regional-Metro Difference	8.1 cpl	- 2.1

The graph on the right shows the weekly LPG average price for Perth metropolitan in comparison to the weekly LPG average price for regional WA for the last twelve months.



### Key Points:

- Metro and regional ULP averages decreased.
- Metro diesel average increased and regional diesel average held steady.
- Metro LPG average increased and regional LPG average decreased.
- The international benchmark price for LPG, in AUD, decreased by 10.2 per cent for the month of April.

\* Regional average is the average of major regional centres: Albany, Bunbury, Busselton, Geraldton/Greenough, Kalgoorlie/Boulder, Mandurah and Port/South Hedland

<sup>^</sup> The international LPG price changes monthly only. April price quoted.