

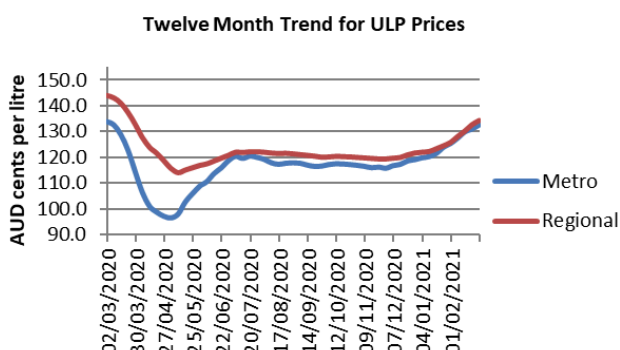
Fuel Prices Report

for the week from 22 February 2021 to 28 February 2021

ULP Prices

Weekly ULP Price Movements		
Metro Average	132.7 cpl	+ 1.6
Metro TGP Average	120.7 cpl	+ 2.1
Regional Average*	134.2 cpl	+ 1.6
Regional-Metro Difference	1.5 cpl	0.0

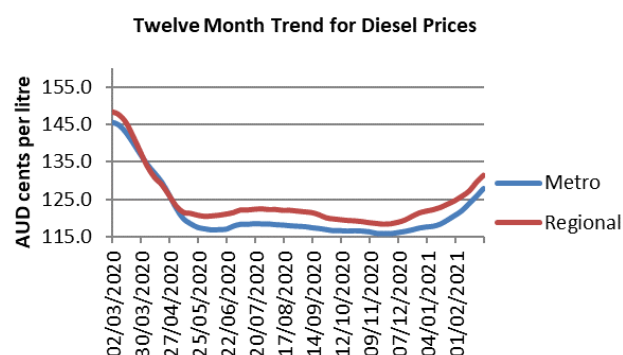
The graph on the right shows the weekly ULP average price for Perth metropolitan in comparison to the weekly ULP average price for regional WA for the last twelve months.



Diesel Prices

Weekly Diesel Price Movements		
Metro Average	127.9 cpl	+ 2.1
Metro TGP Average	120.0 cpl	+ 1.2
Regional Average*	131.4 cpl	+ 1.9
Regional-Metro Difference	3.5 cpl	- 0.2

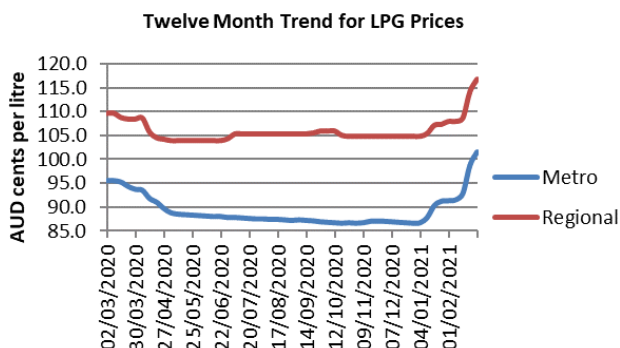
The graph on the right shows the weekly Diesel average price for Perth metropolitan in comparison to the weekly Diesel average price for regional WA for the last twelve months.



LPG Prices

Weekly LPG Price Movements		
Metro Average	101.6 cpl	+ 2.8
International Price [^]	42.0 cpl	+ 1.1
Regional Average*	116.7 cpl	+ 2.6
Regional-Metro Difference	15.1 cpl	- 0.2

The graph on the right shows the weekly LPG average price for Perth metropolitan in comparison to the weekly LPG average price for regional WA for the last twelve months.



Key Points:

- Metro and regional ULP, diesel and LPG averages increased.
- The international benchmark price for LPG, in AUD, increased by 2.7 per cent for the month of March.

* Regional average is the average of major regional centres: Albany, Bunbury, Busselton, Geraldton/Greenough, Kalgoorlie/Boulder, Mandurah and Port/South Hedland

[^] The international LPG price changes monthly only. March price quoted.